


S1 Homework Workbook

“Understanding Music”

Listening & Literacy



Name: _____

Class: _____

Replacement Copy Cost: 50p

HOMEWORK DUE DATES

| | Title | Date due |
|---------------|---|----------|
| Assignment 1 | Listening Assignment - Guitars | |
| Assignment 2 | Note Values I | |
| Assignment 3 | Instruments Of The Orchestra: Woodwind | |
| Assignment 4 | "The Dot" | |
| Assignment 5 | Listening Assignment - A Solo Singer | |
| Assignment 6 | The Stave I | |
| Assignment 7 | Instruments Of The Orchestra: Strings | |
| Assignment 8 | Time Signatures I | |
| Assignment 9 | Listening Assignment - Female Singer(s) | |
| Assignment 10 | Bar lines I | |
| Assignment 11 | Instruments Of The Orchestra: Brass | |
| Assignment 12 | The Treble Clef I | |
| Assignment 13 | Listening Assignment - Trumpet(s) | |
| Assignment 14 | The Musical Alphabet I | |
| Assignment 15 | Instruments Of The Orchestra: Percussion | |
| Assignment 16 | Note Naming Exercise I | |
| Assignment 17 | Listening Assignment - Electric Guitars | |
| Assignment 18 | Right Hand Notes | |
| Assignment 19 | Listening Assignment - Instrumental Music | |
| Assignment 20 | Rests I | |

Assignment 1

For this homework assignment you are required to listen to a new piece of music and to write a report on it.

The piece of music you choose **MUST** include the following:

Guitars

(Check through your CD/MP3 collection to find a suitable piece of Music. If you don't have anything suitable, ask other people at home / your Auntie / Granny / Cousins / Friends.

If you can't find anything then you'll be able to find something suitable on the Radio, YOU TUBE or SPOTIFY. **I do not expect you to have to buy a recording to complete this homework exercise.)**

To be completed using information supplied by the teacher.

This month I have to find a piece of music containing **Guitars**
What am I actually looking for?

To be completed at home.

The piece of music I chose is:

It was recorded by:
(It was written by:)

The format I listened to was:
(CD, MP3, Radio etc.)

The instruments used in the recording are:
(remember voices are types of instruments too.)

What was the mood of the music?






Describe the speed of the music.

Did you like the piece of music you chose?
Remember to give at least 3 reasons why you have this opinion.

ASSIGNMENT 2

Note Values I

These are the various different note lengths you need to understand.

| Note Name | Symbol | Note Length |
|-----------------|---|-------------------------|
| Semibreve |  | 4 beats |
| Minim |  | 2 beats |
| Crotchet |  | 1 beat |
| Quaver |  | $\frac{1}{2}$ beat |
| Pair of Quavers |  | $\frac{1}{2}$ beat each |

If we have two quavers next to one another -





We take the tail of each one and join it together







We call this a pair of quavers or beamed quavers which altogether adds up to 1 beat. (Even though they are tied together, each note is still $\frac{1}{2}$ a beat).



Note Length Exercises



Using this information write the note values underneath each of the notes printed below, and then answer the sum. (Number 1 has been done for you as an example.)



1.  + 
 + =

2.  + 
 + =

3.  + 
 + =

4.  + 
 + =

5.  + 
 + =

6.  + 
 + =

ASSIGNMENT 4

The Dot

This is the one that confuses everyone!










When a dot is added on to a note it adds on half the original value.

So let's break this down -

1. Ask yourself what the original value of the note is



2. Find out what half of that number would be



3. Add both of those numbers together

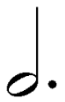

| Dotted Symbol | Equivalent Length |
|---|---|
|  |  +  |
|  |  +  |
|  |  +  |



Note Length Exercises 2



Using this information write the note values underneath each of the notes printed below, and then answer the sum. (Number 1 has been done for you as an example.)



1.  +  = $1 \frac{1}{2}$ + $1 \frac{1}{2}$ = 3

2.  +  = + =

3.  +  = + =

4.  +  = + =

5.  +  = + =

6.  +  = + =

Assignment 5

For this homework assignment you are required to listen to a new piece of music and to write a report on it.

The piece of music you choose **MUST** include the following:

A Solo Singer

(Check through your CD/MP3 collection to find a suitable piece of Music. If you don't have anything suitable, ask other people at home / your Auntie / Granny / Cousins / Friends.

If you can't find anything then you'll be able to find something suitable on the Radio, YOU TUBE or SPOTIFY. **I do not expect you to have to buy a recording to complete this homework exercise.)**

To be completed using information supplied by the teacher.

This month I have to find a piece of music containing **A Solo Singer**

What am I actually looking for?

To be completed at home.

The piece of music I chose is:

It was recorded by:
(It was written by:)

The format I listened to was:
(CD, MP3, Radio etc.)

The instruments used in the recording are:
(remember voices are types of instruments too.)

What was the mood of the music?

Describe the speed of the music.

Did you like the piece of music you chose?
Remember to give at least 3 reasons why you have this opinion.

ASSIGNMENT 6

The Stave

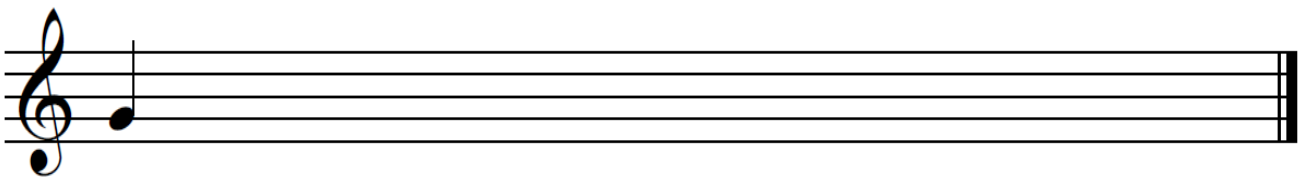
The stave is made up of 5 lines. When a musical note is placed on the stave, it tells us what pitch and the duration of the note.




Drawing Notation

| Note Name | Symbol | Note Length |
|-----------------|--------|-------------------------|
| Semibreve | | 4 beats |
| Minim | | 2 beats |
| Crotchet | | 1 beat |
| Quaver | | $\frac{1}{2}$ beat |
| Pair of Quavers | | $\frac{1}{2}$ beat each |


1. Draw a line of eight **crotchets** (1 beat)



2. Draw a line of eight **minims** (2 beat)



3. Draw a line of eight **semibreves** (4 beat)




ASSIGNMENT 8

Time Signatures

So that we do not end up with the one long continuous piece of music, we have **Time Signatures** to help us out.

They help us to stay "in time" and make it easier to count our note values.



You will find your time signature just next to your treble clef like this:

You will notice that there is no line in between the 2 numbers, because it is not a fraction and should not be written in the same way.

Also, you might have noticed that we do not need to write a line in between them because the 3rd line of the staff does that for us already.

The top number of the time signature tells us how many "beats there are in a bar." So of course in this time signature there are 4 beats in every bar.



This means that when my chosen notes reach the value of 4 added together, I would draw a bar-line

For Example:



From the treble clef to this point adds up to 4 beats, so this line marks the end of the first bar

At the end of any piece of music, we have a double bar line to show it has finished. This is always a thin line followed by a thick line.

1. In this tune how many beats are there in each bar?



Answer: _____

2. In this tune how many beats are there in each bar?



Answer: _____

3. In this tune how many beats are there in each bar?




Answer: _____

4. In this tune how many beats are there in each bar?



Answer: _____

5. In this tune how many beats are there in each bar?



Answer: _____

Assignment 9

For this homework assignment you are required to listen to a new piece of music and to write a report on it.

The piece of music you choose **MUST** include the following:

Female Singer(s)

(Check through your CD/MP3 collection to find a suitable piece of Music. If you don't have anything suitable, ask other people at home / your Auntie / Granny / Cousins / Friends.

If you can't find anything then you'll be able to find something suitable on the Radio, YOU TUBE or SPOTIFY. **I do not expect you to have to buy a recording to complete this homework exercise.)**

To be completed using information supplied by the teacher.

This month I have to find a piece of music containing **Female Singer(s)**
What am I actually looking for?

To be completed at home.

The piece of music I chose is:

It was recorded by:
(It was written by:)

The format I listened to was:
(CD, MP3, Radio etc.)

The instruments used in the recording are:
(remember voices are types of instruments too.)

What was the mood of the music?

Describe the speed of the music.

Did you like the piece of music you chose?
Remember to give at least 3 reasons why you have this opinion.

ASSIGNMENT 10

Bar-lines

Music is divided up by **bar-lines**

The space between bar-lines is called a **bar**.



$\frac{4}{4}$ means 4 crotchet beats in each bar.



$\frac{2}{4}$ means 2 crotchet beats in each bar.

$\frac{4}{4}$ And $\frac{2}{4}$ are called **time signatures**.

4. How many beats in each note?



5. How many beats in each bar?



There are _____ beats in the bar

6. How many beats in each bar?



There are _____ beats in the bar

7. Fill in the bars to the correct time signature, try using notes of different lengths/values!

$\frac{4}{4}$ | | | ||

8. Fill in the bars to the correct time signature, try using notes of different lengths/values!

$\frac{3}{4}$ | | | ||

9. How many beats in each note?

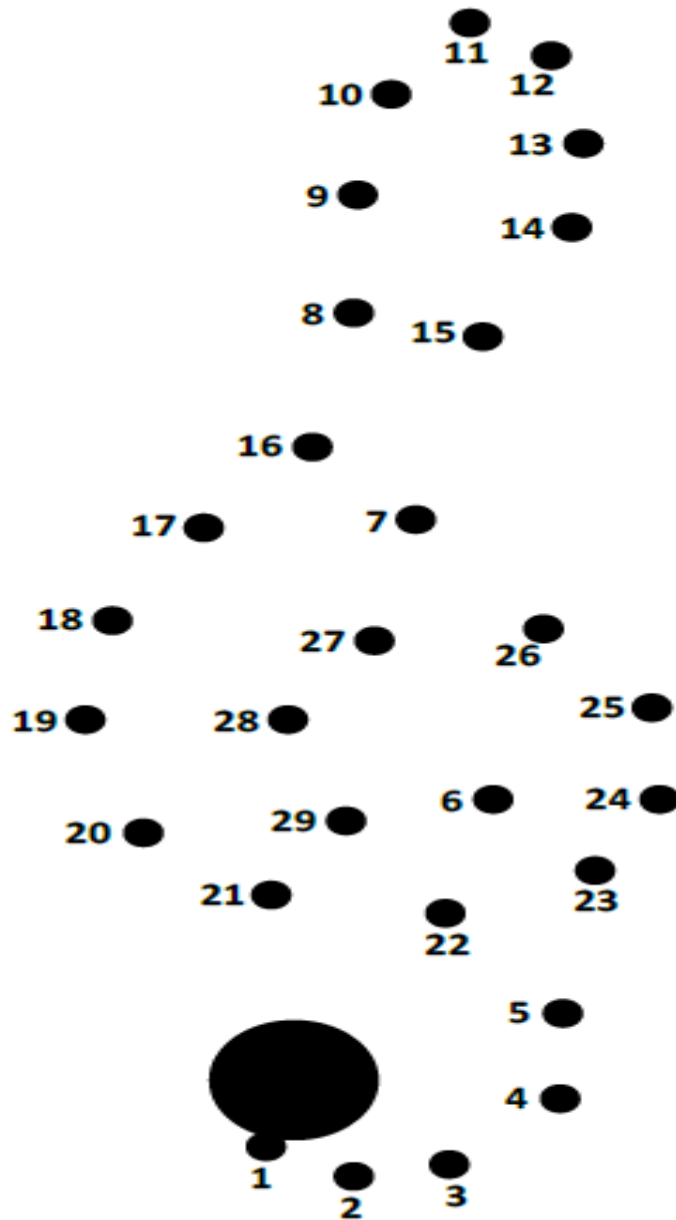
10. Add bar-lines between these notes to make 2 beats in each bar:

$\frac{2}{4}$ ||

11. Add bar-lines between these notes to make 4 beats in each bar:

$\frac{4}{4}$ ||

Now try this one out for size!



Now can you do it with no help?

Assignment 13

For this homework assignment you are required to listen to a new piece of music and to write a report on it.

The piece of music you choose **MUST** include the following:

Trumpet(s)

(Check through your CD/MP3 collection to find a suitable piece of Music. If you don't have anything suitable, ask other people at home / your Auntie / Granny / Cousins / Friends.

If you can't find anything then you'll be able to find something suitable on the Radio, YOU TUBE or SPOTIFY. **I do not expect you to have to buy a recording to complete this homework exercise.)**

To be completed using information supplied by the teacher.

This month I have to find a piece of music containing **Trumpet(s)**

What am I actually looking for?

To be completed at home.

The piece of music I chose is:

It was recorded by:
(It was written by:)

The format I listened to was:
(CD, MP3, Radio etc.)

The instruments used in the recording are:
(remember voices are types of instruments too.)

What was the mood of the music?


Describe the speed of the music.

Did you like the piece of music you chose?
Remember to give at least 3 reasons why you have this opinion.

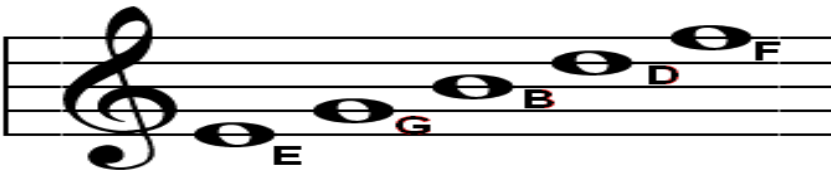
ASSIGNMENT 14

The Musical Alphabet

Musical notation uses the first 7 letters of the alphabet **A B C D E F G**. the notes move up and down the stave in steps like this:




First let's look at the names of the notes on the lines:



A useful phrase for remembering the names of the notes is:

Every Gala Bus Drives Fast

Now try to name these notes:



As well as 5 lines there are also 4 spaces on the stave, these spell out the word

F A C E



Now try to name these notes:




ASSIGNMENT 16


Note Naming Exercise

EXERCISE: Write the name of each note on the line underneath

HELPFUL HINT: The answers can all be found in the top line, which has already been done for you.




A musical staff in treble clef showing five notes: C (first space), D (second line), E (third space), F (fourth line), and G (fifth space). Each note is labeled with its letter name directly below it.



A musical staff in treble clef with ten notes: C, D, E, F, G, A, B, C, D, E. Below each note is a horizontal line for writing the note name.



A musical staff in treble clef with ten notes: F, G, A, B, C, D, E, F, G, A. Below each note is a horizontal line for writing the note name.



A musical staff in treble clef with ten notes: G, A, B, C, D, E, F, G, A, B. Below each note is a horizontal line for writing the note name.



A musical staff in treble clef with ten notes: A, B, C, D, E, F, G, A, B, C. Below each note is a horizontal line for writing the note name.

Assignment 17

For this homework assignment you are required to listen to a new piece of music and to write a report on it.

The piece of music you choose **MUST** include the following:

Electric Guitars

(Check through your CD/MP3 collection to find a suitable piece of Music. If you don't have anything suitable, ask other people at home / your Auntie / Granny / Cousins / Friends.

If you can't find anything then you'll be able to find something suitable on the Radio, YOU TUBE or SPOTIFY. **I do not expect you to have to buy a recording to complete this homework exercise.)**

To be completed using information supplied by the teacher.

This month I have to find a piece of music containing **Electric Guitars**

What am I actually looking for?

To be completed at home.

The piece of music I chose is:

It was recorded by:
(It was written by:)

The format I listened to was:
(CD, MP3, Radio etc.)

The instruments used in the recording are:
(remember voices are types of instruments too.)

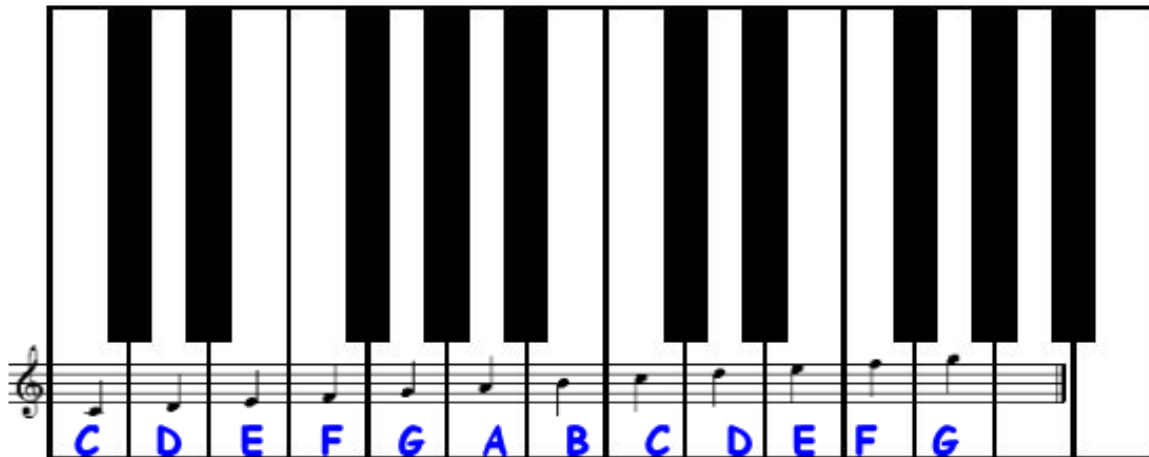
What was the mood of the music?

Describe the speed of the music.


Did you like the piece of music you chose?
Remember to give at least 3 reasons why you have this opinion.

ASSIGNMENT 18


Right Hand Notes C D E F G A B C'




1. Draw a line of Middle Cs:



2. Draw a line of Ds:



3. Draw a line of Es:



4. Draw a line of Fs:



Crotchets

Minims

Semibreves

5. Draw a line of Gs:



Crotchets

Minims

Semibreves

6. Draw a line of As:



Crotchets

Minims

Semibreves

7. Draw a line of Bs:



Crotchets

Minims

Semibreves

8. Draw a line of Cs:



Assignment 19

For this homework assignment you are required to listen to a new piece of music and to write a report on it.

The piece of music you choose **MUST** include the following:

Only instrumental i.e. No Singing

(Check through your CD/MP3 collection to find a suitable piece of Music. If you don't have anything suitable, ask other people at home / your Auntie / Granny / Cousins / Friends.

If you can't find anything then you'll be able to find something suitable on the Radio, YOU TUBE or SPOTIFY. **I do not expect you to have to buy a recording to complete this homework exercise.**)

To be completed using information supplied by the teacher.

This month I have to find a piece of music containing **Only instrumental i.e. No Singing**

What am I actually looking for?

To be completed at home.

The piece of music I chose is:

It was recorded by:
(It was written by:)

The format I listened to was:
(CD, MP3, Radio etc.)

The instruments used in the recording are:
(remember voices are types of instruments too.)

What was the mood of the music?

Describe the speed of the music.

Did you like the piece of music you chose?
Remember to give at least 3 reasons why you have this opinion.

ASSIGNMENT 20


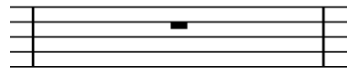

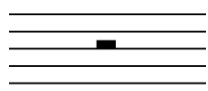






Rests

What we have dealt with so far are the values of sound.

Because it is important that each bar adds up to the time signature, we also have values for silence.

We have rests in music that mean we play nothing for the length of the rest.

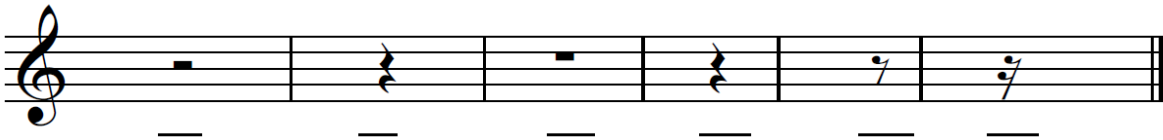
NOTE: If a 4 beat note is known as a semibreve, then a 4 beat rest is also known as a semibreve rest!

| | "SOUND" | "SILENCE" | |
|------------|---|---|--------------------|
| Semibreve |  |  | 4 beats |
| Minim |  |  | 2 beats |
| Crotchet |  |  | 1 beat |
| Quaver |  |  | $\frac{1}{2}$ beat |
| Semiquaver |  |  | $\frac{1}{4}$ beat |

In the same way we can add a dot to a note, we can also add a dot to a rest.

When we add a dot, it does the same job - it adds on half the original value.

1. How many beats are there in each rest?



2. A semibreve rest gets _____ beats.

A crotchet rest gets _____ beats.

A minim rest gets _____ beats.

A quaver rest gets _____ beats.

A semiquaver rest gets _____ beats.

3. A _____ gets 1 beat.

A _____ gets 4 beats.

A _____ gets 2 beats.

A _____ gets $\frac{1}{2}$ beat.

A _____ gets $\frac{1}{4}$ beat.

