




A History of Leith

At Home Learning - May/June 2020



The History of Leith



Learning Intentions

- To **learn** about the local history of Leith
- To **create** a walking tour of local landmarks
- To **explain** why the landmarks chosen are significant and explain the history behind them





Local History

Over the last two weeks we have asked you to research the history of Leith and create walking tour that you would take your family and friends on (remember and send us some photos!)

This week we will be using your information to create and advertising leaflet. Leaflets are about giving summarised and useful information. The purpose is to try and get people to go on your tour.

Have a think about what might make your tour unique or different.



What's the plan?



We want as many people as possible to know about your walking tour, so you are going to advertise it.

You will also include local business in the area – you might want a cuppa or lunch once you've finished the walk, so where can people get one.



You can make a leaflet my hand or use word/PowerPoint



Advertising your walking tour

Your leaflet should include:

- Title
- Description of tour
- Where it starts – think about where would be easy
- How long it lasts
- A hint of some locations
- Images
- Contact number/email (it can be made up)
- 2/3 Local businesses – cafes, shops, restaurants.





Presentation is key!

Think of the presentation of your leaflet

BOLD

Bright and colourful

Clear information

There are some QR codes to help you with local cafes/ businesses you might want to include in your leaflet.

Why not see if these businesses are open now – it's important to support local business in a time like this





Send us a picture of your work when you're done!

Sian.1.Sievwright@leith.edin.sch.uk

Jesanna.gooch@leith.edin.sch.uk

Iona.2.murray@leith.edin.sch.uk

Watch out for the next set of work on the school website.